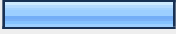















Parent Attorney Survey- JLRC












1. Contact Information			
		Response Percent	Response Count
Name:		100.0%	126
Email Address:		100.0%	126
		<i>answered question</i>	126
		<i>skipped question</i>	0

2. Approximately HOW MUCH of your practice involves representing parents in dependency cases?			
		Response Percent	Response Count
100%		1.6%	2
3/4		15.4%	19
1/2		30.1%	37
1/4 or less		51.2%	63
I don't represent parents		3.3%	4
		<i>answered question</i>	123
		<i>skipped question</i>	3

3. HOW MANY years of experience do you have practicing juvenile law?			
		Response Percent	Response Count
0 to 5 years		26.0%	32
5 to 10 years		20.3%	25
10 to 20 years		28.5%	35
20 to 30 years		16.3%	20
30 or more years		9.8%	12
		<i>answered question</i>	123
		<i>skipped question</i>	3







4. Do you currently access the Juvenile Law Reader, an electronic publication focused on juvenile law in Oregon and nationwide?			
		Response Percent	Response Count
Yes. I receive the Reader by email.		50.4%	61
Yes. I view the Reader on the Juvenile Rights Project website.		16.5%	20
No. Please send me the Reader by email.		28.9%	35
No. I'd prefer not to receive the Reader.		5.8%	7
		<i>answered question</i>	121
		<i>skipped question</i>	5

















5. How would you prefer to access WRITTEN RESOURCES about parent representation? (choose all that apply)			
		Response Percent	Response Count
Email		78.0%	92
Website		53.4%	63
Blog / RSS Feed		6.8%	8
Mail		32.2%	38
Other (please specify)		3.4%	4
		answered question	118
		skipped question	8

6. What types of WRITTEN RESOURCES would you find most helpful? (choose all that apply)			
		Response Percent	Response Count
Questions and Answers (Q & A)		33.9%	40
Practice guides		70.3%	83
Tips and strategies		67.8%	80
Issue briefs		66.1%	78
Sample pleadings		65.3%	77
Legislative updates		60.2%	71
Case law updates		90.7%	107
Expert witness resources		62.7%	74
Trial notebooks		37.3%	44
Social science research summaries		50.0%	59
Model standards for parent representation		33.9%	40
		answered question	118
		skipped question	8

7. How would you prefer to access INDIVIDUAL ASSISTANCE with parent representation cases? (choose all that apply)			
		Response Percent	Response Count
Email		76.5%	88
Website		19.1%	22
Phone		58.3%	67
In-person		20.9%	24
Other (please specify)		0.0%	0
answered question			115
skipped question			11

8. What types of INDIVIDUAL ASSISTANCE would you find most helpful? (choose all that apply)			
		Response Percent	Response Count
Substantive legal information		72.4%	84
Availability of services/programs		56.0%	65
Trial strategy		40.5%	47
Locating expert witnesses		56.9%	66
Model motions/briefs		69.8%	81
		Other (please specify)	3
answered question			116
skipped question			10

9. How would you prefer to access TRAININGS about parent representation? (choose all that apply)			
		Response Percent	Response Count
Online		32.8%	38
Audio recording		22.4%	26
Presentation at my law firm		18.1%	21
Training with other attorneys in my community		64.7%	75
Conference with other attorneys in the state		75.9%	88
Other (please specify)		1.7%	2
		<i>answered question</i>	116
		<i>skipped question</i>	10

10. What types of TRAININGS would you find most helpful? (please choose 5)			
		Response Percent	Response Count
Fathers		14.8%	17
ICPC / UCCJEA		21.7%	25
Confidentiality of parent records		33.9%	39
Incarcerated parents		24.3%	28
Non-citizen parents		37.4%	43
Parents with developmental delays		55.7%	64
Parents with mental health diagnosis		67.8%	78
Parents with alcohol/substance abuse		34.8%	40
Racial disproportionality in child welfare		8.7%	10
Trauma of removal from the home		60.0%	69
Parent participation in hearings		15.7%	18
Oregon Safety Model		37.4%	43
TPR trial strategies		61.7%	71
Validity of tests measuring parenting capacity		67.8%	78
Scientific evidence		47.0%	54
Model standards for parent representation		22.6%	26
		Other (please specify)	6
		answered question	115
		skipped question	11